

**WICEN (Vic.) Inc.  
Voice Procedure Training**



# Voice Procedure

☞ **Why Voice Procedure?**

☞ **Security**

☞ **Accuracy**

☞ **Discipline**

# Speaking Clearly

## ☞ RSVP

☞ Rhythm - a steady, even rhythm

☞ Speed - Slightly slower than usual speech

☞ Volume - Normal speaking volume

☞ Pitch - Slightly higher than normal

# Voice Procedure Tools

 **Phonetics**

 **Prowords**

# Phonetic Alphabet

 <b>Alpha</b>	<b>Bravo</b>	<b>Charlie</b>	<b>Delta</b>
 <b>Echo</b>	<b>Foxtrot</b>	<b>Golf</b>	<b>Hotel</b>
 <b>India</b>	<b>Juliet</b>	<b>Kilo</b>	<b>Lima</b>
 <b>Mike</b>	<b>November</b>	<b>Oscar</b>	<b>Papa</b>
 <b>Quebec</b>	<b>Romeo</b>	<b>Sierra</b>	<b>Tango</b>
 <b>Uniform</b>	<b>Victor</b>	<b>Whisky</b>	<b>XRay</b>
 <b>Yankee</b>	<b>Zulu</b>		

# Other Phonetics

## Numerals

 zero    wun    toothuh-ree

 fo-wer    fiy-iv    six seven

 ate niner

## Punctuation

 full Stop    comma    slash

 dash    quote & unquote

# What are Prowords?

- ☞ **A word or short phrase**
- ☞ **with a standardised meaning**
- ☞ **used in place of a longer phrase or sentence**
- ☞ **to assist accuracy and discipline (and to a lesser extent, security)**

# Calling Prowords

## THIS IS

 Station 1 this is station 2 calling you

 EG: Bravo THIS IS Charlie . . .

## UNKNOWN STATION

 Used to respond to a station whose callsign couldn't be identified

 EG: UNKNOWN STATION THIS IS Bravo ...



# Calling Prowords

## **ALL STATIONS**

 Used to indicate all stations on a net

 EG: ALL STATIONS THIS IS Charlie . . .

## **EXCEPT**

 Used to identify stations that need not respond to a call

 EG: ALL STATIONS EXCEPT Delta THIS IS Bravo ...

# Closing Prowords

## OVER

 I have finished transmitting & expect a reply

 EG: ... end of text. OVER

## OUT

 I have finished transmitting & don't expect a reply

 EG: ... close down now. OUT

# Closing Prowords

## OUT TO YOU

 I have finished transmitting to a station, but am about to call another station.

 EG: ... ROGER, OUT TO YOU. Bravo THIS IS Delta ...

# Pausing Prowords

## **WAIT**

 I am pausing transmission for up to 5 seconds. Other stations may not use the frequency.

 EG: ... I'll just get the right form. WAIT





## **WAIT OUT**

 I am pausing transmission for more than 5 seconds. Other stations may use the frequency.




 EG: ... I'll just fetch the Official. WAIT OUT

# Non Text Prowords

## I SPELL



-  I am about to spell the word/group using phonetics.
-  EG: ... I SPELL Foxtrot Tango Papa ...
-  If you can, say the word first and afterwards
-  EG: ...hue, I SPELL Hotel, Uniform, Echo, hue...

## Figures




-  I am about to send a group of numerals
-  Each digit sent individually
-  EG: ...need FIGURES Two Seven meals ...

# Non Text Prowords

## **GRID**

-  I am about to send a six figure grid reference
-  EG: Move to GRID 123456.

## **Mixed Groups**

-  Groups made up of letters & numerals
-  Use FIGURES and I SPELL as necessary
-  EG: ...vehicle registration I SPELL Alpha, Juliet, Kilo, FIGURES Seven, Three, Seven.

# Acknowledgement Prowords

## [I] ACKNOWLEDGE

 Used to request or provide acknowledgement of a transmission

 EG: ... ACKNOWLEDGE OVER

 EG: ... I ACKNOWLEDGE OVER

## ROGER

 Equivalent to I ACKNOWLEDGE

 “Message received and understood”


 EG ... ROGER OVER

# Acknowledgement Prowords

## **AFFIRMATIVE**

 “Yes” or “Permission is granted” or “That is correct”

## **NEGATIVE**

 “No” or “Permission is not granted” or “That is not correct”



# Acknowledgement Prowords

## **WILCO**

 Contraction of Will Comply

 Used to acknowledge the receipt and acceptance of a direct instruction

## **EG**

» Delta **THIS IS Alpha, Move to checkpoint 3 now OVER**

» Alpha **THIS IS Delta, WILCO OUT**

# Repetition & Correction Prowords

## [I] SAY AGAIN WORD/ALL BEFORE/AFTER

 EG: SAY AGAIN WORD AFTER Vehicle

 EG: I SAY AGAIN WORD AFTER Vehicle,  
Registration.

## CORRECTION, WORD BEFORE/AFTER

 EG ...CORRECTION, WORD BEFORE  
Registration, Vehicle.

# Repetition & Correction Prowords

## **WORDS TWICE**

 I will be sending each word of my transmission twice

 EG: ... WORDS TWICE This this is is words words twice twice ...

 **Repeat is NOT a proword**

# Conversation Prowords

☞ **Used to set up conversations between two individuals**

☞ **FETCH**

☞ Bring the nominated person the microphone

☞ **HERE IS**

☞ The person nominated is about to speak





☞ **EG:**

☞ Delta THIS IS Echo FETCH John Smith  
OVER

☞ Echo THIS IS Delta HERE IS John Smith . . .

# Routing Prowords

## **RELAY TO/FROM/THROUGH**

-  Used to direct that a transmission be relayed to, from or via a third station
-  EG Delta THIS IS AWI RELAY TO Charlie ...
-  EG Delta THIS IS AWI RELAY FROM Echo
-  EG Delta THIS IS AWI RELAY THROUGH  
Hotel


# Formal Message Prowords

Covered in greater detail in message Handling Session

## **[LONG] [precedence] FORMAL MESSAGE**


 Used to indicate that a station has a formal message to send

## **SEND**

 Used to indicate that the receiving station is ready to receive a message

# Formal Message Prowords

## **MORE TO FOLLOW**

 Indicates a break in formal message transmission. Receiving stations should acknowledge receipt to this point, or request repetitions

## **MESSAGE ENDS**


 I have completed the transmission of the body of the message.

# Formal Message Prowords

## **[I] READ BACK**

 Used to request or indicate that a message is read back for confirmation

## **SITREP**

 Used instead of MESSAGE to indicate that a Situation Report rather than a more general message will be sent.



# Formal Message Prowords

## **WICEN SERIAL**

 The following group of letters and figures is the unique identifier of this message

## **DATE/TIME**

 I am about to send a six figure Date/Time group

## **FROM**



 This message is from the following person/position

## **TO**

 This message is addressed to the following person/position

# Radio Check Prowords

## **RADIO CHECK**

-  Provide a strength and readability report on my signal and I will do the same for yours
-  EG Oscar THIS IS AWI RADIO CHECK OVER

## **NOTHING HEARD**

-  No transmission from the called station detected

## **ROGER**

-  Equivalent of LOUD and CLEAR

# Radio Check Prowords

## Signal Strengths

 LOUD (best)

 GOOD

 WEAK

 VERY WEAK

 FADING (worst)

# Radio Check Prowords

## ☞ Signal Readabilities

☞ CLEAR (best)

☞ READABLE [BUT DISTORTED/INTERFERENCE]

☞ UNREADABLE (worst)

# Types of Call

## ☞ Individual Call

☞ Single Station

☞ EG: Charlie THIS IS AWI

## ☞ Multiple Call

☞ Multiple individually identified stations

☞ EG: Charlie, Delta and Echo THIS IS AWI

# Types of Call

## **Net (or Collective) Call**

 All stations or a predefined group of stations

 EG: All Stations THIS IS AWI

## **Except Call**

 All Stations or group except those listed

 EG: All Stations EXCEPT Charlie, Echo THIS IS AWI

# Answering Calls

## ☞ Individual Answer

☞ EG: AWI THIS IS Charlie

## ☞ Multiple, Collective & Except

☞ Answer in alphanumeric order

☞ Wait 5 seconds for previous station to respond


☞ EG: AWI THIS IS Bravo. AWI THIS IS Charlie. (5 sec pause for Delta) AWI THIS IS Echo.

# Types of Nets


## Free Net

-  No direction from any control point

## Directed Net

-  All traffic is directed by the Net Control Station  
(Also known as Directed)

## Polled Net

-  Controlled net where net control station calls each station in turn to solicit traffic



# Net Discipline

- ☞ **Constant Radio Watch**
- ☞ **Notify NCS when station unattended**
- ☞ **Notify NCS when station re-opens**
- ☞ **Close only when given permission**
- ☞ **Know the order of answering net calls - note the station before and after yours**
- ☞ **Answer net Calls in order**
- ☞ **Speak Clearly**

# Net Maintenance & Radio Checks

- ☞ **Announce that a station you were calling was not heard if that is the case**
- ☞ **Conduct Radio Checks to establish communications quality**
- ☞ **Response to a Radio Check contains a signal strength & readability**
- ☞ **Strengths: Loud, Good, Weak, Very Weak, Fading**
- ☞ **Readabilities: Clear, Readable [But Distorted/Interference], Unreadable**
- ☞ **Good Comms = 'Loud & Clear'**
- ☞ **'Loud & Clear' can be abbreviated to 'Roger'**

# Joining a Net

- ☞ **When set up call Net Control using your normal callsign & advise them that you are in position & set up.**
- ☞ **Net Control will direct you to adopt a WICEN callsign**
- ☞ **If possible, questions should be asked at the briefing or on the transit net on the way to your location rather than on the main net.**

# Leaving a Net

- ☞ You may only leave an operating net with the permission of the Net Controller
- ☞ When the days activities have finished, call Net Control & inform them and ask for permission to close your station
- ☞ When permission is granted, announce that you are reverting to you personal callsign
- ☞ Pack up your station
- ☞ Announce your departure from the site on the transit net if applicable

# Net Diagrams

